



## OPTIONS

---

### Seat

- European coniferous wood
- hardwood of European origin
- oiled exotic wood
- premium exotic wood

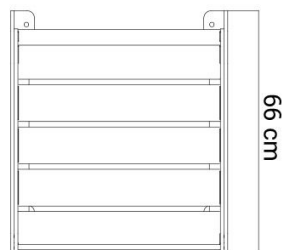
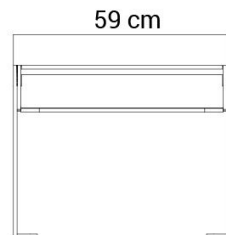
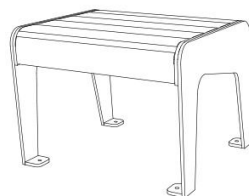
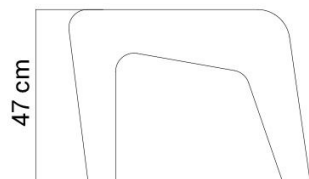
### Mounting method

- to screw

## DESCRIPTION

---

Soft line furniture is highly favored by architects and is featured in a variety of locations, including shopping centers, office buildings, corporate patios, parks, public squares, and train stations. Constructed from powder-coated stainless or carbon steel, coupled with either domestic or optionally exotic wood, this furniture boasts durability and stability. Its unique design complements both traditional and contemporary architectural styles. The Soft freestanding armchair is designed as outdoor furniture for spaces where a full-size bench would be too cumbersome, ideal for use in park settings. An additional option available is the Soft park table.



## GENERAL TECHNICAL DATA

### Dimensions

- width: 23 1/4 in
- length: 26 in
- height: 18 1/2 in

### Materials

- wood: European coniferous or exotic
- steel: carbon or stainless

ZANO



*Iwona Żaczek*

Product: Soft Seat  
Catalog number: 02.112  
Designer: Iwona Żaczek

In accordance with the Polish Law on Copyright and Related Rights of 04.02.1994 (Official Journal of Laws No. 24, item 83, corrected: Journal of Laws No. 43, item 170) and in accordance with the EU copyright legislation including all EU directives and regulations on copyright, Zano Mirosław Zarotynski Company, reserves the copyright of drawings, descriptions, 3D models, renderings, graphics, content contained in offers, attachments to offers and all other documents. Its content is the intellectual property of ZANO Mirosław Zarotynski company. The use of author's ideas, solutions, copying, distribution of photos, graphics or fragments of graphics, descriptive texts, for profit, without the permission of the author - ZANO Mirosław Zarotynski company - is prohibited and constitutes a copyright infringement and is punishable.

**NOTE: The drawings do not reflect the actual dimensions of the foundation. These are only sample installation diagrams taking into account the type of anchoring and the material of the substrate to which to attach the furniture.**

The size of the foundation depends on local foundation conditions.



### INSTALLATION TO PAVING WITH FOUNDATION

#### Installation description

1. ZANO product
2. Quick-attachment / quick-attachment or chemical anchor
3. Stone paving / concrete paving / stone slabs / concrete slabs
4. Sand ballast (approximately 2 - 4 cm)
5. Stone aggregate substructure
6. Concrete foundation of C16/20 class (top surface of concrete 10 cm below paving surface)
7. Local land



### MOUNTING TO PAVING

#### Installation description

1. ZANO product
2. Quick-attachment / quick-attachment or chemical anchor
3. Stone paving / concrete paving / stone slabs / concrete slabs
4. Sand ballast (approximately 2 - 4 cm)
5. Stone aggregate substructure
6. Local land



### MOUNTING TO CONCRETE / ASPHALT

#### Installation description

1. ZANO product
2. Quick-attachment / quick-attachment or chemical anchor
3. Fixed restrained surface, such as concrete or asphalt
4. Concrete foundation of C16/20 class (top surface of concrete 10 cm below paving surface)
5. Stone aggregate substructure
6. Sand ballast (approximately 2 - 4 cm)
7. Local land



### MOUNTING TO CONCRETE FOUNDATION

#### Installation description

1. ZANO product
2. Quick-attachment / quick-attachment or chemical anchor
3. Concrete foundation of C16/20 class (top surface of concrete 10 cm below paving surface)
4. Local land