



OPTIONS

Seat and backrest

- European coniferous wood
- hardwood of European origin
- oiled exotic wood
- premium exotic wood

Mounting method

- to be grouted in

DESCRIPTION

Gravis is an urban bench with a sleek, contemporary style, ideal for parks, malls, train stations, or the areas surrounding office buildings, among other places...

This bench features two robust legs that meld seamlessly into a sturdy seat with a backrest composed of ten broad wooden slats, underpinned by a steel framework. It comes in various material and color options. The bench's legs can be crafted from **eleCRETEÃ,Â® architectural concrete**, **stainless steel** or **carbon steel**, with galvanization and a powder coating in any color from the RAL palette. The wood components can be made in spruce, pine, or exotic woods like sapeli, iroko, meranti.

Explore more about our materials and colors for steel here:


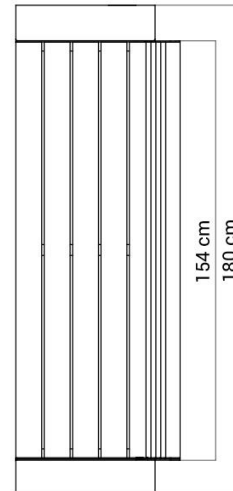
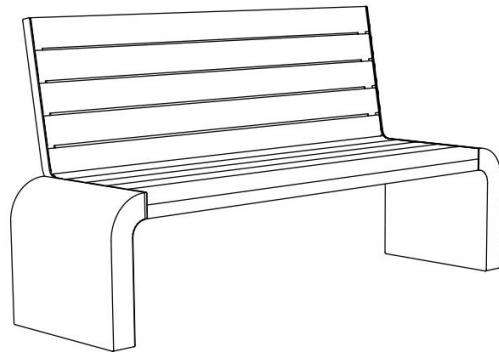
[steel colors](#)

[concrete colors](#)

[wood colors](#)

A **backless** version of the Gravis model is also available .





GENERAL TECHNICAL DATA

Dimensions

- width: 20 in
- length: 70 ³/₄ in
- height: 37 ³/₄ in

Materials

- wood
- architectural concrete
- sheet

ZANO



Iwona Żaczek

Product: Gravis bench
Catalog number: **02.037**
Designer: Iwona Żaczek

In accordance with the Polish Law on Copyright and Related Rights of 04.02.1994 (Official Journal of Laws No. 24, item 83, corrected: Journal of Laws No. 43, item 170) and in accordance with the EU copyright legislation including all EU directives and regulations on copyright, Zano Mirosław Zarotynski Company, reserves the copyright of drawings, descriptions, 3D models, renderings, graphics, content contained in offers, attachments to offers and all other documents. Its content is the intellectual property of ZANO Mirosław Zarotynski company. The use of author's ideas, solutions, copying, distribution of photos, graphics or fragments of graphics, descriptive texts, for profit, without the permission of the author - ZANO Mirosław Zarotynski company - is prohibited and constitutes a copyright infringement and is punishable.

NOTE: The drawings do not reflect the actual dimensions of the foundation. These are only sample installation diagrams taking into account the type of anchoring and the material of the substrate to which to attach the furniture.

The size of the foundation depends on local foundation conditions.



INSTALLATION TO PAVING WITH FOUNDATION

Installation description

1. ZANO product
2. Stone paving / concrete paving / stone slabs / concrete slabs
3. Sand ballast (approximately 2 - 4 cm)
4. Concrete foundation of C16/20 class (top surface of concrete 10 cm below paving surface)
5. Local land



MOUNTING TO CONCRETE FOUNDATION

Installation description

1. ZANO product
2. Concrete foundation of C16/20 class (top surface of concrete 10 cm below paving surface)
3. Local land



MOUNTING TO CONCRETE FOUNDATION

Installation description

1. ZANO product
2. Fixed restrained surface, such as concrete or asphalt
3. Concrete foundation of C16/20 class (top surface of concrete 10 cm below paving surface)
4. Stone aggregate substructure
5. Sand ballast (approximately 2 - 4 cm)
6. Local land